

Format of Holding of Specified securities

1. Name of Listed Entity :WIPRO LIMITED
 2. Scrip Code/Name of Scrip/Class of Security :BSE: 507685,NSE: WIPRO.EQUITY SHARES
 3. Share Holding Pattern Filed under : Reg.31(1)(b)
 a. if under 31(1)(b) then indicate the report for quarter ending : June 30, 2018
 b. if under 31(1)(c) then indicate date of allotment/extinguishment
 4. Declaration : The Listed entity is required to submit the following declaration to the extent of submission of information:

	Particulars	YES*	NO*
a	Whether the Listed Entity has issued any partly paid up shares		No
b	Whether the Listed Entity has issued any Convertible Securities or Warrants?		No
c	Whether the Listed Entity has any shares against which depository receipts are issued?	Yes	
d	Whether the Listed Entity has any shares in locked-in?		No
e	Whether any shares held by promoters are pledge or otherwise encumbered?		No

- 5 The tabular format for disclosure of holding of specified securities is as follows:




Table I - Summary Statement holding of specified securities

Category	Category of Shareholder	No of Shareholders	No of fully paid up equity shares held	No of Partly paid-up equity shares held	No of Shares Underlying Depository Receipts	Total No of Shares Held (VII) = (IV)+(V)+(VI)	Shareholding as a % of total no of shares (As a % of (A+B+C2))	Number of Voting Rights held in each class of securities			No of Shares Underlying Outstanding convertible securities	Shareholding as a % assuming full conversion of convertible Securities (as a % of (A+B+C))	Number of Locked In Shares		Number of Shares pledged or otherwise encumbered		Number of equity shares held in dematerialized form	
								No of Voting Rights					Total as a % of (A+B+C)	No.	As a % of total Shares held	No.		As a % of total Shares held
								Class X	Class Y	Total								
								(I)	(II)	(III)			(IV)	(V)	(VI)	(VII)		(VIII)
(A)	Promoter & Promoter Group	10	3361997805	0	0	3361997805	74.32	3361997805	0	3361997805	74.32	0	74.32	0	0.00	0	0.00	3361997805
(B)	Public	281389	1038248607	0	101509212	1139757819	25.19	1139757819	0	1139757819	25.19	0	25.19	0	0.00	0	0.00	1124947962
(C)	Non Promoter-Non Public	1	22239823	0	0	22239823	0.49	22239823	0	22239823	0.49	0	0.49	0	0.00	0	0.00	22239823
(C1)	Shares underlying DRs	0	0	0	0	0	0	0	0	0	0.00	0	NA	0	0.00	0	0.00	0
(C2)	Shares held by Employees Trusts	1	22239823	0	0	22239823	0.49	22239823	0	22239823	0.49	0	0.49	0	0.00	0	0.00	22239823
	Total:(A+B+C)	281400	4422486235	0	101509212	4523995447	100.00	4523995447	0	4523995447	100.00	0	100.00	0	0.00	0	0.00	4509185590




Table II - Statement showing shareholding pattern of the Promoter and Promoter Group

Category	Category & Name of the Shareholder	PAN	No of Shareholders	No of fully paid up equity shares held	No of Partly paid-up equity shares held	No of Shares Underlying Depository Receipts	Total No of Shares Held (IV+V+VI)	Shareholding as a % of total no of shares (calculated as per SCRR, 1957 (VIII) As a % of (A+B+C2)	Number of Voting Rights held in each class of securities			No of Shares Underlying Outstanding convertible securities (including Warrants)	Shareholding as a % assuming full conversion of convertible Securities (as a percentage of diluted share capital) (VII)-(X) As a % of (A+B+C2)	Number of Locked in Shares		Number of Shares pledged or otherwise encumbered		Number of equity shares held in dematerialized form	
									No of Voting Rights					Total as a % of (A+B+C)	No.	As a % of total	No.		As a % of total
									Class X	Class Y	Total								
	(I)	(II)	(III)	(IV)	(V)	(VI)	(VII)	(VIII)	(IX)	(X)	(XI)	(XII)	(XIII)	(XIV)	(XV)				
(1)	Indian																		
	Individuals/Hindu undivided Family		4	190838864	0	0	190838864	4.22	190838864	0	190838864	4.22	0	4.22	0	0.00	0	0.00	
(a)	AZIM H PREMJI	AIRPP9181G	1	186810200	0	0	186810200	4.13	186810200	0	186810200	4.13	0	4.13	0	0.00	0	0.00	
	YASMEEN A PREMJI	ALFPP9001N	1	2125332	0	0	2125332	0.05	2125332	0	2125332	0.05	0	0.05	0	0.00	0	0.00	
	RISHAD AZIM PREMJI	AAFP0436G	1	1373332	0	0	1373332	0.03	1373332	0	1373332	0.03	0	0.03	0	0.00	0	0.00	
	TARIQ AZIM PREMJI	AACTB574G	1	530000	0	0	530000	0.01	530000	0	530000	0.01	0	0.01	0	0.00	0	0.00	
	Central Government/State Government(s)		0	0	0	0	0	0.00	0	0	0	0.00	0	0.00	0	0.00	0	0.00	
(c)	Financial Institutions/Banks		0	0	0	0	0	0.00	0	0	0	0.00	0	0.00	0	0.00	0	0.00	
(d)	Any Other		6	3171158941	0	0	3171158941	70.10	3171158941	0	3171158941	70.10	0	70.10	0	0.00	0	0.00	
	MR AZIM HASHAM PREMJI PARTNER REPRESENTING HASHAM	AAAFH2872F	1	741912000	0	0	741912000	16.40	741912000	0	741912000	16.40	0	16.40	0	0.00	0	0.00	
	MR AZIM HASHAM PREMJI PARTNER REPRESENTING PRAZIM TRADERS	AAAF6275C	1	890813582	0	0	890813582	19.69	890813582	0	890813582	19.69	0	19.69	0	0.00	0	0.00	
	MR AZIM HASHAM PREMJI PARTNER REPRESENTING ZASH TR	AAAFZ0269N	1	903239580	0	0	903239580	19.97	903239580	0	903239580	19.97	0	19.97	0	0.00	0	0.00	
	HASHAM INVESTMENT AND TRADING CO PVT LTD	AAACH7520C	1	1125996	0	0	1125996	0.02	1125996	0	1125996	0.02	0	0.02	0	0.00	0	0.00	
	AZIM PREMJI TRUST *	AACTA8629B	1	618461626	0	0	618461626	13.67	618461626	0	618461626	13.67	0	13.67	0	0.00	0	0.00	
	AZIM PREMJI PHILANTHROPIC INITIATIVES PRIVATE LIMITED **	AAOCA2473P	1	15606157	0	0	15606157	0.34	15606157	0	15606157	0.34	0	0.34	0	0.00	0	0.00	
	Sub-Total (A)[1]		10	3361997805	0	0	3361997805	74.32	3361997805	0	3361997805	74.32	0	74.32	0	0.00	0	0.00	
(2)	Foreign																		
	Individuals (Non-Resident Individuals)/Foreign Individuals		0	0	0	0	0	0.00	0	0	0	0.00	0	0.00	0	0.00	0	0.00	
(b)	Government		0	0	0	0	0	0.00	0	0	0	0.00	0	0.00	0	0.00	0	0.00	
(c)	Institutions		0	0	0	0	0	0.00	0	0	0	0.00	0	0.00	0	0.00	0	0.00	
(d)	Foreign Portfolio Investor		0	0	0	0	0	0.00	0	0	0	0.00	0	0.00	0	0.00	0	0.00	
(e)	Any Other		0	0	0	0	0	0.00	0	0	0	0.00	0	0.00	0	0.00	0	0.00	
	Sub-Total (A)[2]		0	0	0	0	0	0.00	0	0	0	0.00	0	0.00	0	0.00	0	0.00	
	Total Shareholding of Promoter and Promoter Group (A)=(A)[1]+(A)[2]		10	3361997805	0	0	3361997805	74.32	3361997805	0	3361997805	74.32	0	74.32	0	0.00	0	0.00	

Note:

*Mr. Azim H Premji disclaims the beneficial ownership of 618461626 shares held by Azim Premji Trust

**Mr. Azim H Premji also disclaims the beneficial ownership of 15606157 shares held by Azim Premji Philanthropic Initiatives Private Limited




Table III - Statement showing shareholding pattern of the Public shareholder

Category	Category & Name of the Shareholder	PAN	No of Shareholders	No of fully paid up equity shares held	No of Partly paid up equity shares held	No of Shares Underlying Depository Receipts	Total No of Shares Held (IV+V+VI)	Shareholding as a % of total no of shares (A+B+C)	Number of Voting Rights held in each class of securities			No of Shares Underlying Outstanding convertible securities (including Warrants)	Shareholding as a % assuming full conversion of convertible Securities (as a percentage of diluted share capital)	Number of Locked in Shares		Number of Shares pledged or otherwise encumbered		Number of equity shares held in dematerialized form	
									Class X	Class Y	Total			No.	As a % of total	No.	As a % of total Shares		
	(I)	(II)	(III)	(IV)	(V)	(VI)	(VII)	(VIII)	Class X	Class Y	(IX)	(X)	(XI)	(XII)	(XIII)	(XIV)			
(1)	Institutions																		
(a)	Mutual Funds		25	124051205	0	0	124051205	2.74	124051205	0	124051205	2.74	0	2.74	0	0.00	NA	NA	124051205
	ICICI PRUDENTIAL TOP 100 FUND	AAAAI0038F	1	90047114	0	0	90047114	1.99	90047114	0	90047114	1.99	0	1.99	0	0.00	NA	NA	90047114
(b)	Venture Capital Funds		0	0	0	0	0	0.00	0	0	0	0.00	0	0.00	0	0.00	NA	NA	0
(c)	Alternate Investment Funds		1	32196	0	0	32196	0.00	32196	0	32196	0.00	0	0.00	0	0.00	NA	NA	32196
(d)	Foreign Venture Capital Investors		0	0	0	0	0	0.00	0	0	0	0.00	0	0.00	0	0.00	NA	NA	0
(e)	Foreign Portfolio Investors		601	394581758	0	0	394581758	8.72	394581758	0	394581758	8.72	0	8.72	0	0.00	NA	NA	394581758
(f)	Financial Institutions/Banks		17	17249817	0	0	17249817	0.38	17249817	0	17249817	0.38	0	0.38	0	0.00	NA	NA	17249817
(g)	Insurance Companies		6	142560401	0	0	142560401	3.15	142560401	0	142560401	3.15	0	3.15	0	0.00	NA	NA	142560401
	LIFE INSURANCE CORPORATION OF INDIA	AAACL0582H	1	138725446	0	0	138725446	3.07	138725446	0	138725446	3.07	0	3.07	0	0.00	NA	NA	138725446
(h)	Provident Funds/Pension Funds		0	0	0	0	0	0.00	0	0	0	0.00	0	0.00	0	0.00	NA	NA	0
(i)	Any Other													0.00					
	OVERSEAS CORPORATE BODIES		2	12544	0	0	12544	0.00	12544	0	12544	0.00	0	0.00	0	0.00	NA	NA	12544
	FOREIGN BODIES DR		3	66561	0	0	66561	0.00	66561	0	66561	0.00	0	0.00	0	0.00	NA	NA	66561
	FOREIGN NATIONALS		7	37284874	0	0	37284874	0.82	37284874	0	37284874	0.82	0	0.82	0	0.00	NA	NA	37284874
	Sub Total (B)(1)		660	715839356	0	0	715839356	15.82	715839356	0	715839356	15.82	0	15.82	0	0.00	NA	NA	715839356
(2)	Central Government/State Government(s)/President of India		0	0	0	0	0	0.00	0	0	0	0.00	0	0.00	0	0.00	NA	NA	0
	Sub Total (B)(2)		0	0	0	0	0	0.00	0	0	0	0.00	0	0.00	0	0.00	NA	NA	0
(3)	Non-institutions													0.00					
(a)	I. Individual shareholders holding nominal share capital up to Rs.2 lakhs		272009	90246023	0	0	90246023	1.99	90246023	0	90246023	1.99	0	1.99	0	0.00	NA	NA	88747133
	II. Individual shareholders holding nominal share capital in excess of Rs. 2 Lakhs		183	143773051	0	0	143773051	3.18	143773051	0	143773051	3.18	0	3.18	0	0.00	NA	NA	130545156
(b)	NBFCs Registered with RBI		8	43920	0	0	43920	0.00	43920	0	43920	0.00	0	0.00	0	0.00	NA	NA	43920
(c)	Employee Trusts		0	0	0	0	0	0.00	0	0	0	0.00	0	0.00	0	0.00	NA	NA	0
(d)	Overseas Depositories (Holding DRs)(Balancing figure)		1	0	0	101509212	101509212	2.24	101509212	0	101509212	2.24	0	2.24	0	0.00	NA	NA	101509212
(e)	Any Other													0.00					
	TRUSTS		17	4809330	0	0	4809330	0.11	4809330	0	4809330	0.11	0	0.11	0	0.00	NA	NA	4809330
	NON RESIDENT INDIANS		4482	2471150	0	0	2471150	0.05	2471150	0	2471150	0.05	0	0.05	0	0.00	NA	NA	2471092
	CLEARING MEMBERS		201	4377610	0	0	4377610	0.10	4377610	0	4377610	0.10	0	0.10	0	0.00	NA	NA	4377610
	NRI NON-REPATRIATION		2512	22685636	0	0	22685636	0.50	22685636	0	22685636	0.50	0	0.50	0	0.00	NA	NA	22685489
	BODIES CORPORATES		1314	52779248	0	0	52779248	1.17	52779248	0	52779248	1.17	0	1.17	0	0.00	NA	NA	52696381
	DIRECTORS AND THEIR RELATIVES		1	3734	0	0	3734	0.00	3734	0	3734	0.00	0	0.00	0	0.00	NA	NA	3734
	I.E.P.F.		1	1219549	0	0	1219549	0.03	1219549	0	1219549	0.03	0	0.03	0	0.00	NA	NA	1219549
	Sub Total (B)(3)		280729	322408251	0	101509212	423918463	9.37	423918463	0	423918463	9.37	0	9.37	0	0.00			409108696
	Total Public Shareholding (B) = (B)(1)+(B)(2)+(B)(3)		281389	1038248607	0	101509212	1139757819	25.19	1139757819	0	1139757819	25.19	0	25.19	0	0.00			1124047962

Details of the shareholders acting as persons in Concert including their Shareholding:		
Name of Shareholder	Name of PAC	No of shares Holding%
Total:		0

Details of Shares which remain unclaimed may be given hear along	
No of Shareholders	No of shares
306	258060

Shareholding comprises of 3734 shares held by one Non-executive Director. The Chief Executive Director and Executive Director holds 1,60,000 ADRs which is included in the category *Overseas Depositories (Holding DRs)(Balancing figure)-JP Morgan. These Directors are not Promoters Directors and do not exercise any significant control over the Company.



[Handwritten signature]

Table IV - Statement showing shareholding pattern of the Non Promoter - Non Public Shareholder

Category	Category & Name of the Shareholder	PAN	No of Shareholders	No of fully paid up equity shares held	No of Partly paid-up equity shares held	No of Shares Underlying Depository Receipts	Total No of Shares Held (IV+V+VI)	Shareholding as a % of total no of shares (A+B+C2)	Number of Voting Rights held in each class of securities			No of Shares Underlying Outstanding convertible securities (including	Shareholding as a % assuming full conversion of convertible Securities (as	Number of Locked in Shares		Number of Shares pledged or otherwise encumbered		Number of equity shares held in dematerialized form
									No of Voting Rights		Total as a % of (A+B+C)			No.	As a % of total	No.	As a % of total	
									Class X	Class Y								
	(i)	(ii)	(iii)	(iv)	(v)	(vi)	(vii)	(viii)	(ix)	(x)	(xi)	(xii)	(xiii)	(xiv)				
(1)	Custodian/DR Holder		0	0	0	0	0	0.00	0	0	0	0.00	0	0.00	NA	NA	0	
(2)	Employee Benefit Trust (under SEBI(Share based Employee Benefit) Regulations 2014) Wipro Equity Reward Trust		1	22239823	0	0	22239823	0.49	22239823	0	22239823	0.49	0	0.00	NA	NA	22239823	
	Total Non-Promoter-Non Public Shareholding		1	22239823	0	0	22239823	0.49	22239823	0	22239823	0.49	0	0.00			22239823	

